

wybone

# Never Rust Litter Bin Range



# wybone

The Never Rust litter & recycling bin range are robust fully glass fibre composite units available in a single or double capacity. As our most basic glass fibre litter bin, these units provide a moderate capacity that is ideal for traditional landscapes and areas with high levels of salt in the air.

# Technical Information

- Rectangular apertures to the front & back as standard.
- Robust Glass Fibre Composite manufacture, available in our standard BS Colours
- Fitted with a standard budget lock, with a slam lock available.
- Moulded Litter plates or colour coded WRAP standard artwork for perspex plates help with waste segregation.
- Available in Smooth, Textured or Victoriana finish.
- Ashtrays, pest control and other additional options available.

**1YR PARTS & LABOUR GUARANTEE**

All of our products come with a 1 year parts and labour guarantee as standard.

## Construction

Glass Fibre offers outstanding corrosion resistance and substantial fire protection to class 'O' building regulations. 14mm high impact strength glass fibre composite construction using 'class O' fire retardant resin.

20mm base with 4 x countersunk M12 ground fixing holes and drainage holes

Hinged, lockable front opening door

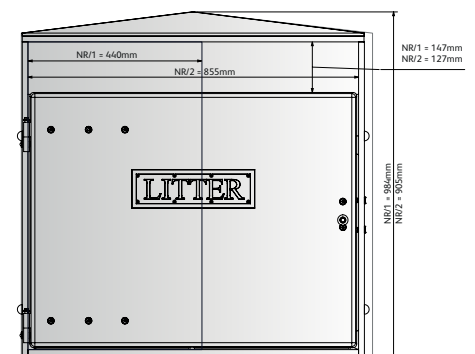
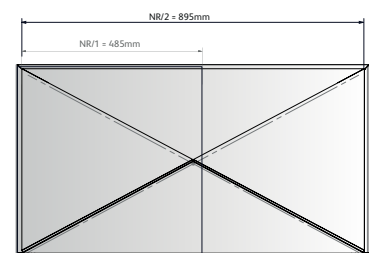
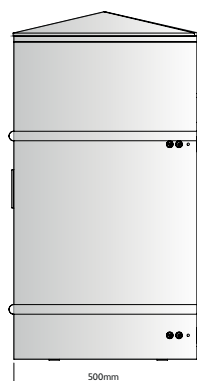
## Surface Finish

Wet painted pseudo cast iron finish available in either smooth or textured finish

## Standard Features

Budget Lock

Slight peaked lid


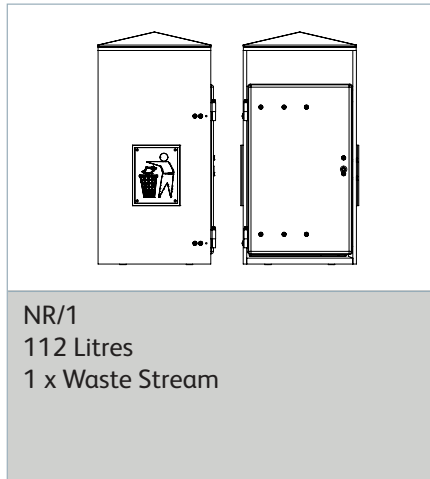


For more information and to see the full range, visit [wybone.co.uk](http://wybone.co.uk)




# How to Order your Never Rust Litter & Recycling Bin

## 1 Size Options



## 2 Finish Options

The GFC surround can be painted in smooth, textured or victoriana finish.


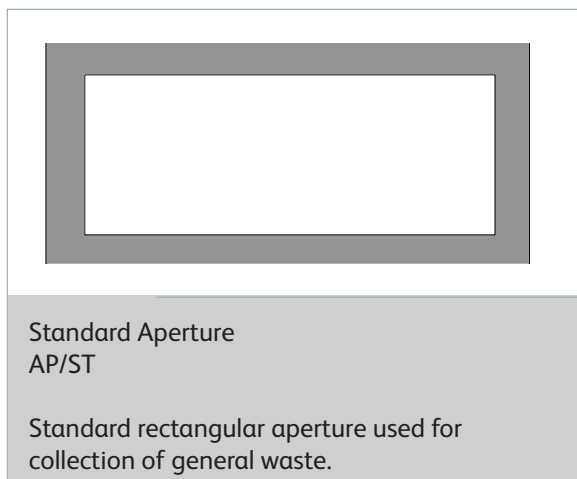


## 3 Colour Options

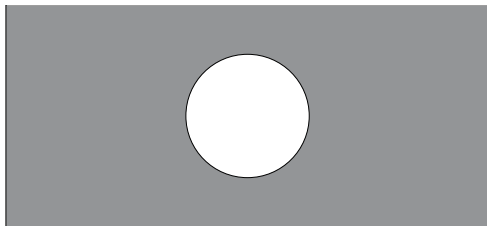
This product comes in black as standard, or you can choose any of the colours below, if you want a textured finish, simply use WPT instead of WP:

As Standard:	Additional Colour Options:					*Textured Finish Uses Different Code
						
Black WP 9005	Dark Green *WP BRG	Dark Grey WP 00 A 13	Light Grey WP 112	Dark Blue WP 20 C 40	Light Green WP 124	Dark Green WPT 14 C 39

## 4 Aperture Options



# How to Order your Never Rust Litter & Recycling Bin



Circular Aperture  
AP/C

Circular aperture used for collection of cans and plastic bottles.



Slot Aperture  
AP/SL

Slot aperture used for the collection of paper and card.


5

## Artwork Options

(for additional options please see options sheet or contact us)



Standard Tidyman | Included  
A Tidyman moulded plate is included on the bin as standard.



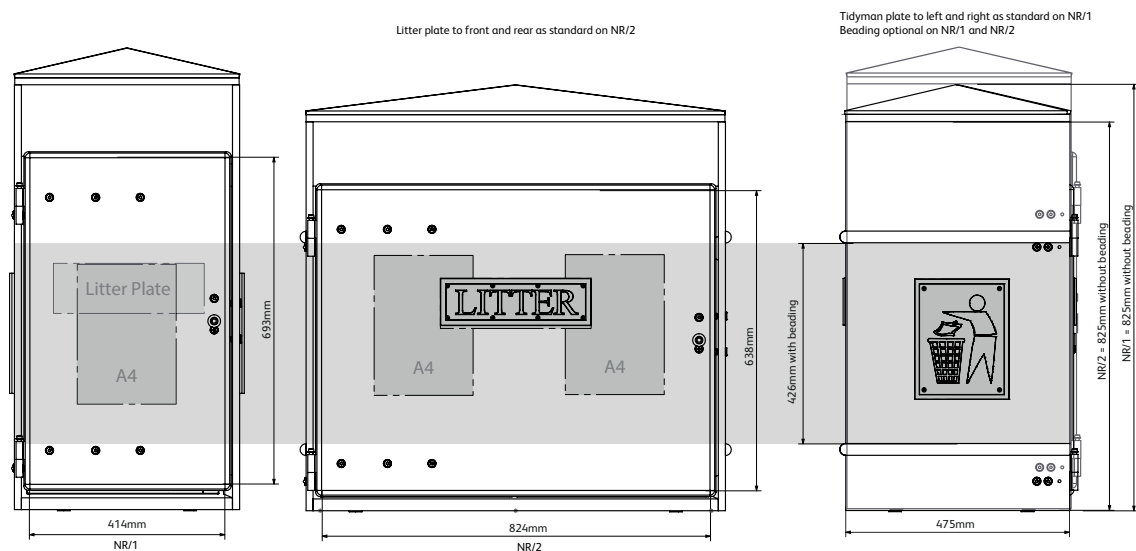
A4 Perspex Plate | £30.00  
Any standard waste stream perspex plate can be affixed to the front of the unit.



Contact us directly for a quotation.

Call: 01226 744010  
Email: [hello@wybone.co.uk](mailto:hello@wybone.co.uk)

## Customisation Dimensions



Use this page to plan your customisation options.


# How to Order your Never Rust Litter & Recycling Bin

## 6 Additional Options



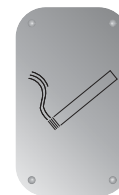
Easyfit Ashtray | £59.00

A round ashtray can be fitted to the top of the unit in either gold or silver.




Standard Ashtray | £59.00

A standard ashtray can be fitted to the top of the unit in either gold or silver.



Stubber Plate | £18.99

A stainless steel stubber plate is available to the top.



Gum Chute | £52.99

A circular gum chute can be added to encourage gume disposal.



Rat Modification | £44.99

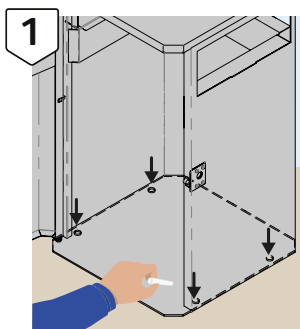
A rat mod can be fitted to the unit to assist with pest control.



Aperture Flaps | £21.00 (Per Flap)

Galvanised steel flaps can be fitted to the apertures to keep odours in & pests out.


## How to fit your Never Rust Litter & Recycling Bin



1

Position the bin with the door facing in the correct direction on flat ground without obstruction.

Use chalk to mark through the fixing holes onto the ground below.

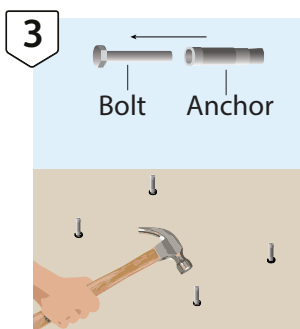


2

Remove the bin and mark the ground with a cross where the four hole positions are.

Drill 16mm holes in the 4 marked positions to a depth of 100mm or long enough to accommodate the bolt length.

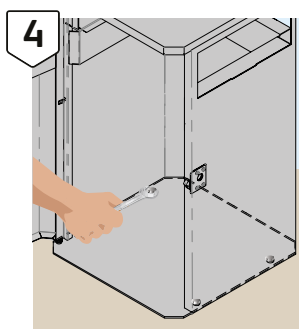
Remove any debris from the holes.



3

Remove bolt from Anchor.

Fit Anchors into the holes and use a hammer to drive the anchors in.



4

Use a spanner or socket to tighten the bolts and their washers. Tightening the bolts will fan out the bolt sheath in the hole holding the bolt secure. Replace the liner and shut the door.

For further information on fitting please visit our website or look for official RAWL documentation

Take a look at our other products at [www.wybone.co.uk](http://www.wybone.co.uk)



A range of litter and recycling apertures are available to aid with waste segregation.



Choose from any of our standard RAL colours, and add perspex WRAP plates to customise your unit however you want.



The internal galvanised steel liners have two handles to the exterior to make removal and emptying an easier task for operatives.



Birdflaps can be fitted to the apertures to prevent seagulls & other wildlife from gaining access to the units.



The large capacity 224 doesn't need to be used for just recycling. If you find you have a large amount of general waste in certain areas, select a standard aperture to the left & right to create one large aperture.