

wybone

Victoriana Litter Bin Range



Our **LBV/20** and **LBV/24** litter bins are manufactured using glass fibre composite.

Many of our glass fibre bins that we delivered over 20 years ago are still standing strong today. Glass fibre has unique features, like extreme durability, corrosion resistance and longevity. So if you're looking for a great-looking bin that will serve you for years to come, our LBV bins are the answer.

- Our LBV bins are ideal for coastal areas and town centres, thanks to their corrosion-resistant features and Victorian feel.
- Our **LBV/20** contains four large apertures to all sides, making waste disposal effortless.
- Our **LBV/24** contains one large aperture with double the capacity, so you don't
- Customise both units with your choice of body, colour, artwork and ashtray options.

Technical Information

1YR PARTS & LABOUR GUARANTEE

All of our products come with a 1 year parts and labour guarantee as standard.

Construction

Glass Fibre offers outstanding corrosion resistance and substantial fire protection to class 'O' building regulations. 14mm high impact strength glass fibre composite construction using 'class O' fire retardant resin.

20mm base with 4 x countersunk M12 ground fixing holes and drainage holes

Hinged, lockable front opening door

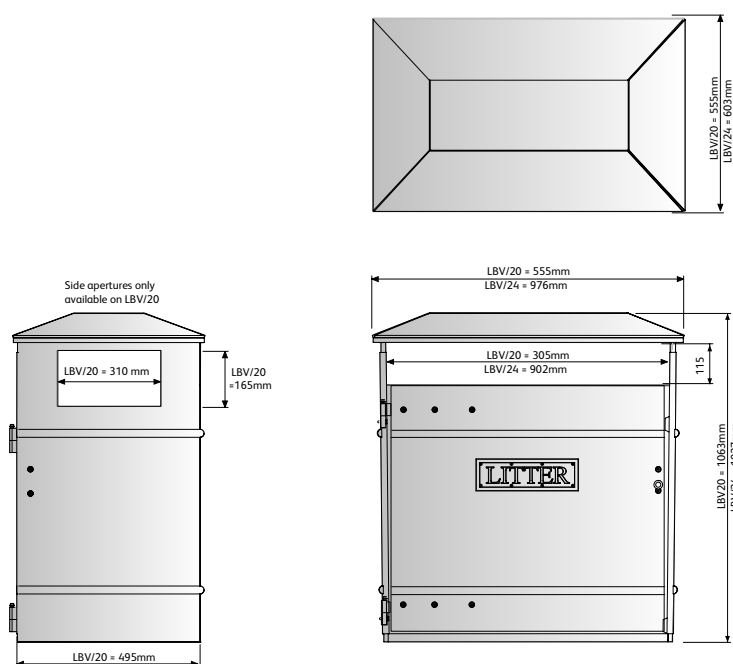
Surface Finish

Wet painted pseudo cast iron finish available in either smooth or textured finish

Standard Features

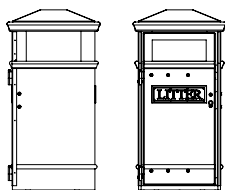
Budget Lock

Slight peaked lid

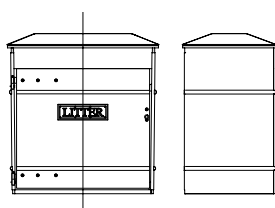


1

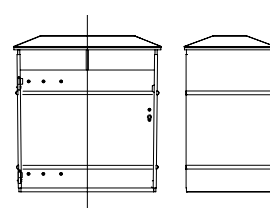
Size Options



LBV/20
112 Litres
1 x Waste Stream



LBV/24
224 Litres
1 x Waste Stream




LBV/24R
224 Litres
2 x Waste Streams

2


Body Finish & Colour

With three finishes and 6 colours to choose from, you can really make your LBV unit your own.

Body



Textured Finish



Smooth Finish | £10.00



Victoriana Finish | £20.00

Colour

As Standard:



Black
WP 9005

Additional Colour Options:



Dark Green
*WP BRG



Dark Grey
WP 00 A 13



Light Grey
WP 112



Dark Blue
WP 20 C 40



Light Green
WP 124

*Textured Finish Uses Different Code




Dark Green
WPT 14 C 39

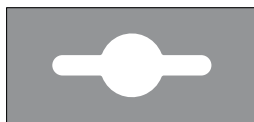
3

Aperture Options

Throw away your waste with style.



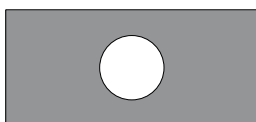
Standard Aperture
AP/ST
Used for litter and food waste



London Underground Aperture
AP/LU
Used for mixed recycling



Slot Aperture
AP/SL
Used for paper and card



Circular Aperture
AP/C
Used for cans, plastic or glass



Artwork Options

From moulded plates to perspex plates, let the public know what can and can't go into your bin.

Moulded Plates



Moulded Litter Plate | £0.00
MP/L
Included to front and rear of bin as standard



Moulded Tidy Man Plate | £15.00
MP/TM




Moulded Litter & Dog Waste Plate | £15.00
MP/LDW

A4 Perspex Plates

(for additional options please see options sheet or contact us)



A4 Perspex Plate | £30.00
Mixed Recycling in orange.



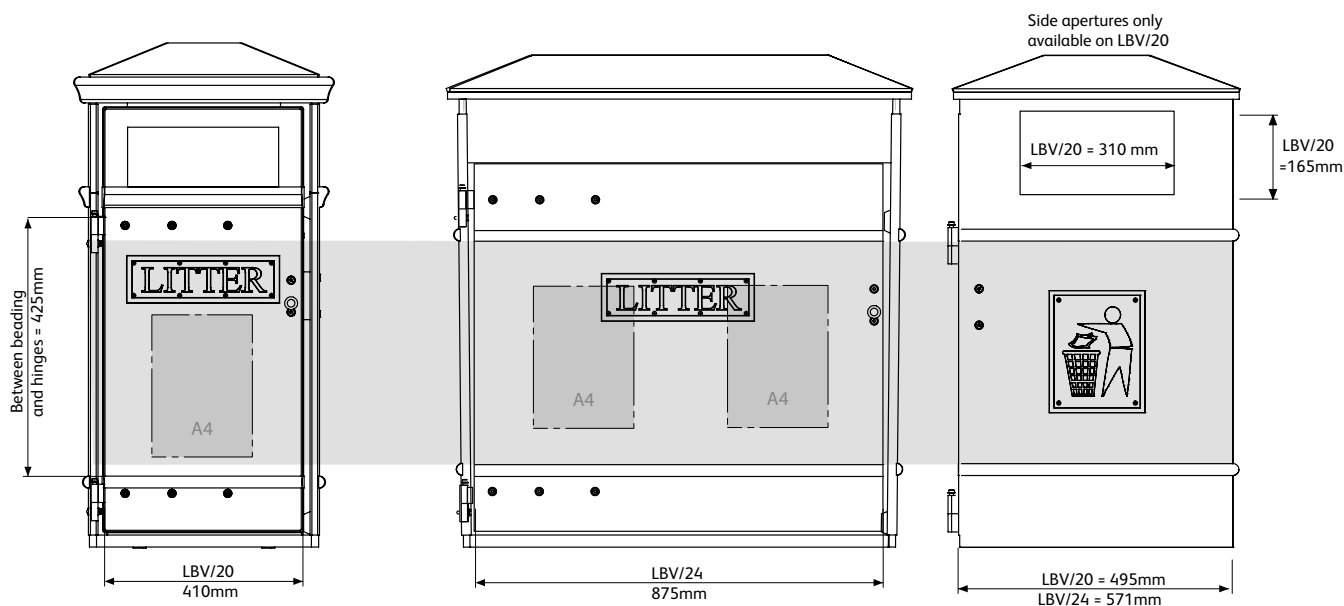
A4 Perspex Plate | £30.00
General Waste in black



Contact us directly for a quotation.

Call: 01226 744010
Email: hello@wybone.co.uk

Customisation Dimensions




5 Additional Options



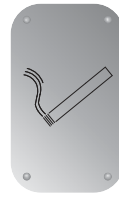
Easyfit Ashtray | £59.00

A round ashtray can be fitted to the top of the unit in either gold or silver.




Standard Ashtray | £59.00

A standard ashtray can be fitted to the top of the unit in either gold or silver.



Stubber Plate | £18.99

A stainless steel stubber plate is available to the top.



Gum Chute | £52.99

A circular gum chute can be added to encourage gume disposal.



Rat Modification | £44.99

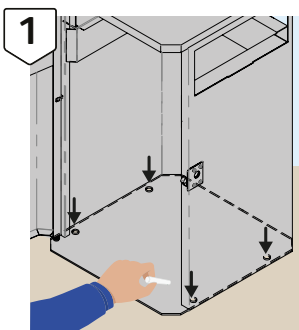
A rat mod can be fitted to the unit to assist with pest control.



Aperture Flaps | £21.00


Galvanised steel flaps can be fitted to the apertures to keep odours in & pests out.

How to fit your LBV Litter & Recycling Bin



Position the bin with the door facing in the correct direction on flat ground without obstruction.

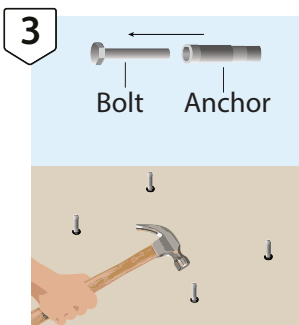
Use chalk to mark through the fixing holes onto the ground below.



Remove the bin and mark the ground with a cross where the four hole positions are.

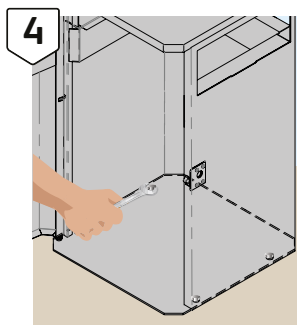
Drill 16mm holes in the 4 marked positions to a depth of 100mm or long enough to accommodate the bolt length.

Remove any debris from the holes.



Remove bolt from Anchor.

Fit Anchors into the holes and use a hammer to drive the anchors in.



Use a spanner or socket to tighten the bolts and their washers. Tightening the bolts will fan out the bolt sheath in the hole holding the bolt secure. Replace the liner and shut the door.

For further information on fitting please visit our website or look for official RAWL documentation

Want to talk bins? For any queries, get in touch with our sales team: hello@wybone.co.uk



The LBV/20 comes with several body colours and finishes, including bespoke artwork.



The LBV 24/R provides two separate waste streams to prevent cross-contamination.



The LBV/24 has one large aperture for effortless waste disposal. Several customisation options are available.



An opened LBV/24 showing two internal liners, demonstrating optimal space for waste disposal.



Our LBV/20 Transparent Bin is ideal for areas where safety and security are a crucial.



The LBV/20 Triple comes with multiple apertures and separate waste streams for efficient waste disposal.